



**CHANNEL LETTER  
LIGHTING  
INSTALLATION GUIDE  
ANPRO 180 Plus**

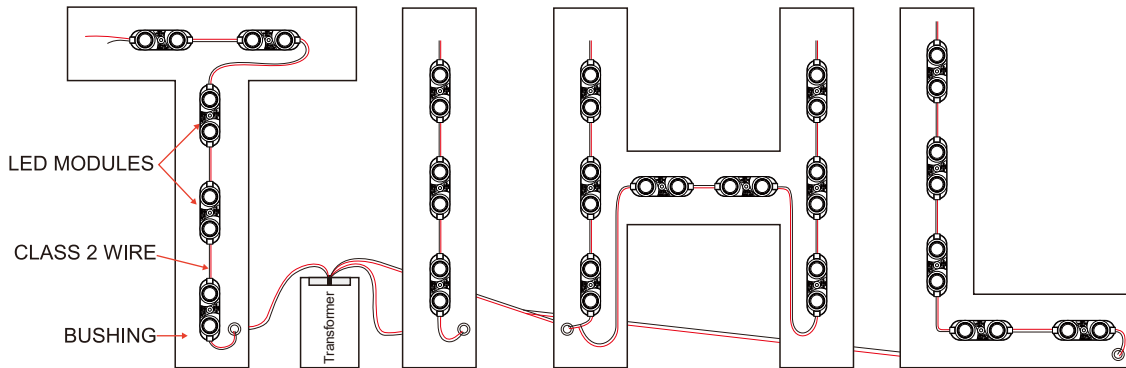
T 973 575 2600 F 973 575 2603  
1829 Underwood Blvd, Unit 5, Delran Twp, NJ 08075  
[www.g2glighting.com](http://www.g2glighting.com)

# CHANNEL LETTER LED LIGHTING

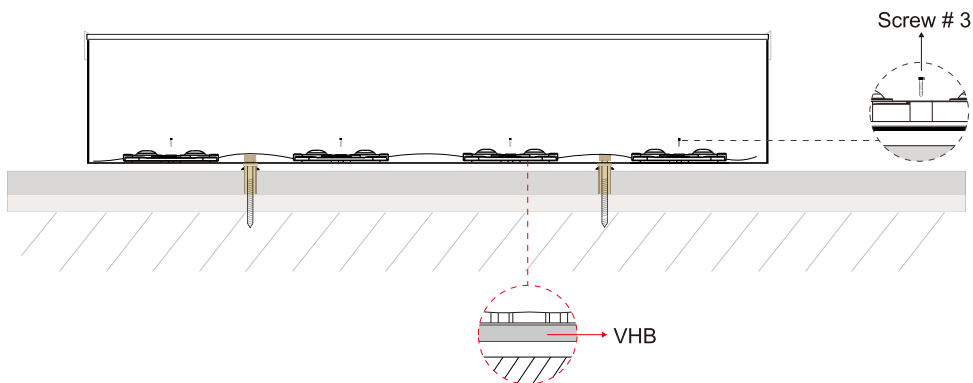
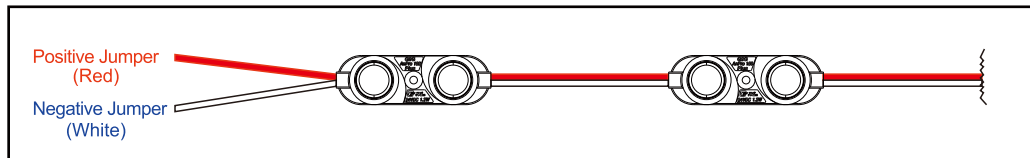
## INSTALLATION GUIDE

### INSTALLATION INSTRUCTIONS

Install length of product in letters by fastening mounting clips with VHB tape(supplied) or mechanically through holes in the clip, or both. Add silicone for additional security if desired (see Figure 2)



Wiring and installation diagram



# CHANNEL LETTER LED LIGHTING

## INSTALLATION GUIDE

### POWER SUPPLY LOADS

LED Module	PCS / FT (60W)
ANPRO 180 Plus	50/33

### WIRING DIAGRAM

