

# LED LINEAR LIGHT

ITEM NO. G2G OONA SLIM WALL WASHER

## INSTRUCTION OF G2G OONA SLIM WALL WASHER

G2G Oona Slim Wall Washer is a high-end decoration light, it has strong points of low power consumption, long life span, high brightness, free maintenance, easy installation and instruction waterproof ect. LLS-M can project wall 3-5M high. This products suits for billboard, bridge, river, lake fence, building outline ect.

### A. Specification

#### A-1. Structure

Size: 39.7inx1.4inx2.2in  
 Materials of Shell: Aluminum alloy  
 LED: SMD/5050  
 Protection Rating: IP65  
 Input Voltage: 24V DC  
 Operating Temperature: -20~45°C



G2G Oona Slim Wall Washer-48P



#### A-2. Model Configuration Table:

Model No.	LED Quantity	LED Color	Power Consumption	Beam Angle	Size	Weight	✓
Oona Slim Wall Washer 24P	24/2835	R,G,B,W,WW	10 Watt	25x35°	19.7inx1.4inx2.2in	0.95±5%kgs	
Oona Slim Wall Washer 48P	48/2835	R,G,B,W,WW	20 Watt	25x35°	39.4inx1.4inx2.2in	1.9±5%kgs	
Oona Slim Wall Washer 30P RGB	30/5050	RGB	7 Watt	20°/30x40°	19.7inx1.4inx2.2in	0.95±5%kgs	
Oona Slim Wall Washer 60P RGB	60/5050	RGB	13 Watt	20°/30x40°	39.4inx1.4inx2.2in	1.9±5%kgs	

### B. Working Mode

B-1. Steady Color Mode: Directly connected to the power supply work.

B-2. DMX Mode: International standard DMX512 signal

B-3. DMX Addressing:

This product has 12/24 DMX channels, use "Talent II" for addressing, for details please refer to its instruction.

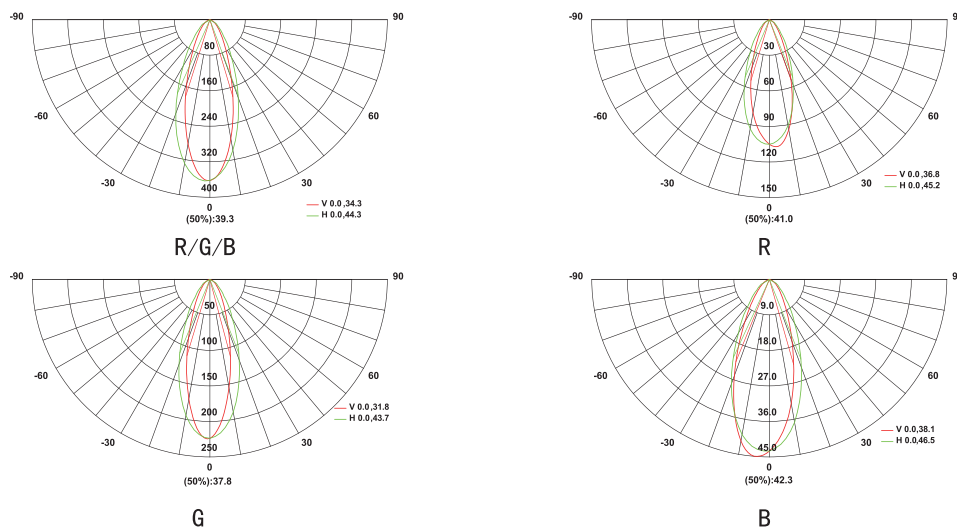
\*\*\*Valid DMX address: 001~512

\*\*\*Enter or quit DMX mode automatically once detecting valid signal!!!

### C. Photometrics Parameters

#### C-1. Distribution curve

G2G Oona Slim Wall Washer




# LED LINEAR LIGHT

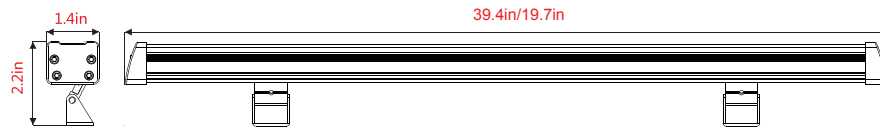
ITEM NO. : G2G OONA SLIM WALL WASHER

## C-2. Illuminance At A Distance

### G2G Oona Slim Wall Washer

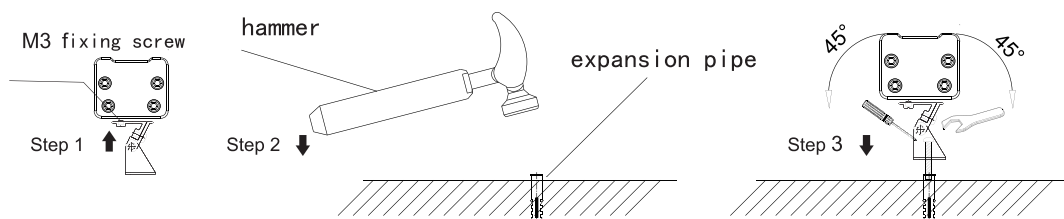


## D. Dimension Drawing



## E. Installation

1. Fix the fixing clamp and light together by M3 screw, then screw tightly.
2. Then fix the expansion pipe in installation place by hammer.
3. Use spanner to twist bracket and fix screw, revolving around the lamp, align the installation hole and expansion pipe hole, then screw St4 tightly by screwdriver.
4. Finally adjust the lamp into correct angle then screw well. The distance between fixing clamp and clamp can be adjusted.

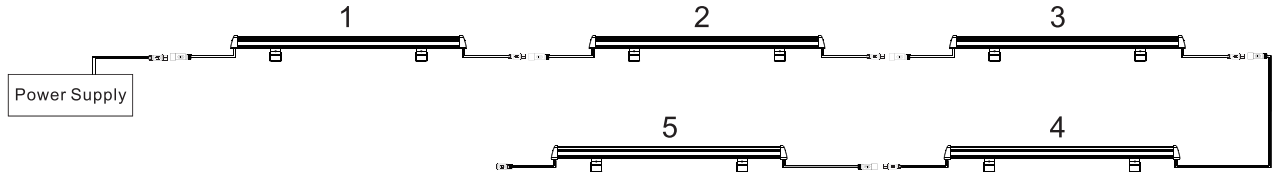


# LED LINEAR LIGHT

ITEM NO. : G2G OONA SLIM WALL WASHER

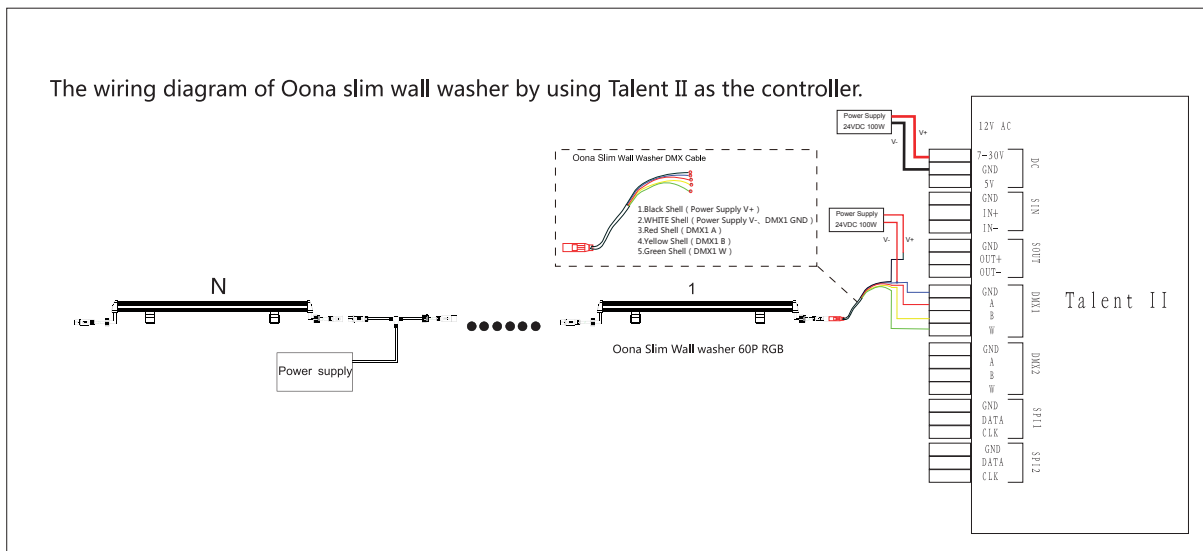
## F. Connection Steady Color Mode

### F -1. G2G Oona Slim Wall Washer



### F -2. DMX Mode

1. Signal Max. connection is 12 pcs fixture every port, if over 13 pcs, then signal splitter or use same DMX address for all lights.
2. Controller for option: Sunlite, Talent II and other DMX controllers.



Power Connection: Max quantity of Oona slim wall washer for series connection  
 Signal Connection: Max quantity of Oona slim wall washer RGB in series signal connection for each port of Talent II.

Mode No.	Input Voltage	Power connection	Signal Connection
G2G Oona Slim Wall Washer 60PRGB	24V DC	7PCS	12PCS
G2G Oona Slim Wall Washer 30PRGB	24V DC	14PCS	24PCS
G2G Oona Slim Wall Washer 48P	24V DC	5PCS	-
G2G Oona Slim Wall Washer 24P	24V DC	10PCS	-

### Caution:

1. Do not plug them into power when the product is still in package
2. Don't use anything to cover the fixture during application
3. Don't use this product in close environment
4. If this product appears to be damaged, do not attempt any repair, please contact your dealer.

### Warning:

\* Pls twist the connector well in order to avoid water going side and making fixture failure.