

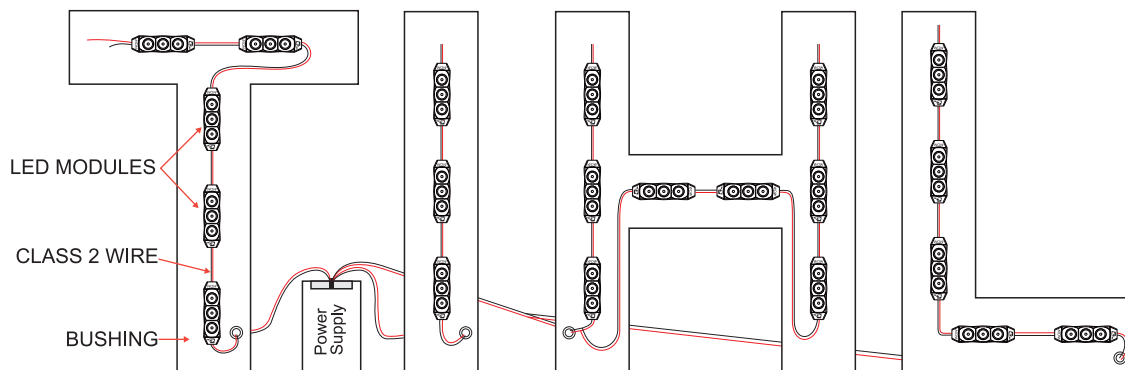


**CHANNEL LETTER  
LIGHTING**  
**INSTALLATION GUIDE**  
WOW Series

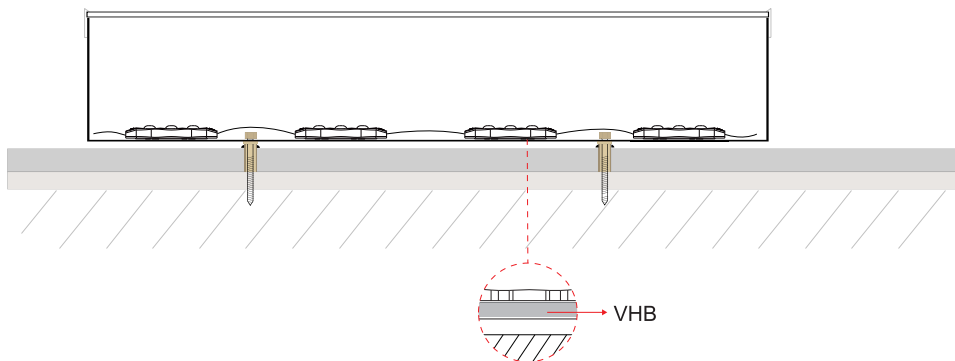
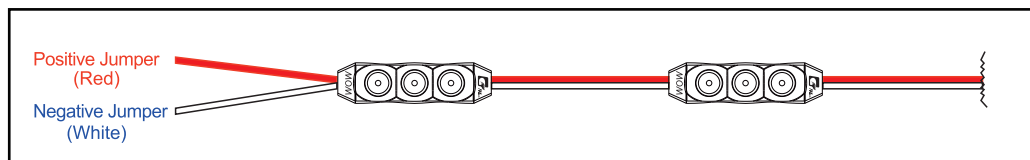
T 973 575 2600 F 973 575 2603  
1829 Underwood Blvd, Unit 5, Delran Twp, NJ 08075  
[www.g2glighting.com](http://www.g2glighting.com)

## INSTALLATION INSTRUCTIONS

Install length of product in letters by fastening mounting clips with VHB tape(supplied) or mechanically through holes in the clip, or both. Add silicone for additional security if desired (see Figure 2)



Wiring and installation diagram



# CHANNEL LETTER LED LIGHTING

## INSTALLATION GUIDE

### POWER SUPPLY LOADS

LED Module	PCS / FT (60W)
WOW 7500K	83/41
WOW 6300K	83/41
WOW 4200K	83/41
WOW Red	120/60
WOW Blue	83/41
WOW Green	83/41
WOW Amber Yellow	83/41

### WIRING DIAGRAM

